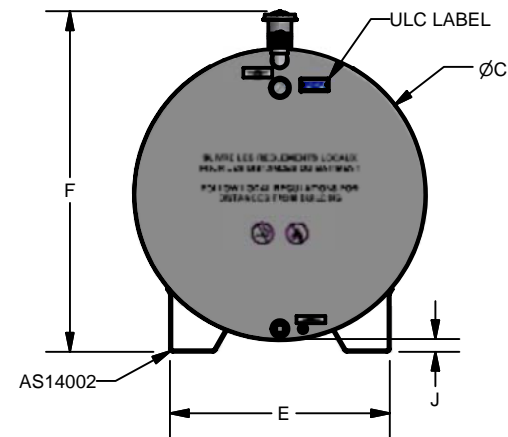
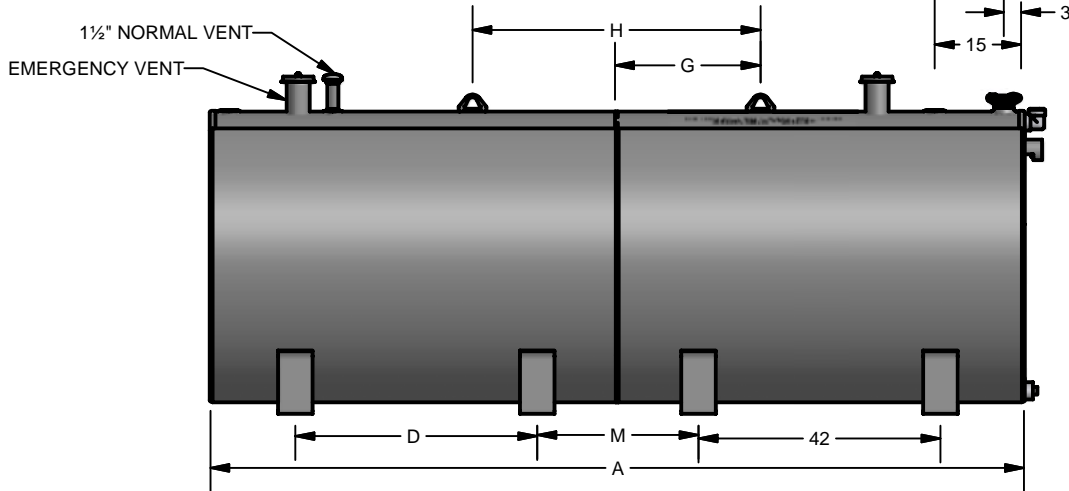
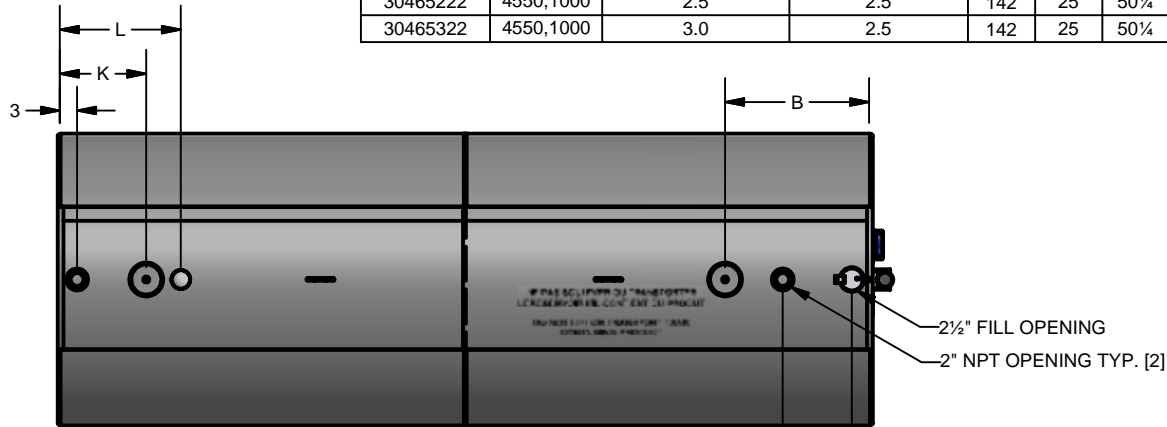


2

1

PRODUCT #	VOLUME (L,GAL)	PRIMARY STEEL THK. (mm)	SEC. STEEL THK. (mm)	A	B	C	D	E	F	G	H	J	K	L	M
30065222	570,125	2.5	2.5	49		30¼		25½	40	0		3½	12	18	
30115222	1135,250	2.5	2.5	60		38¼		30½	48	0		3	15	21	
30135242	1360,300	2.5	2.5	72		38¼		30½	48	0		3	15	21	
30205232	1915,420	2.5	2.5	60		50¼		38	58¾	0		2	15	21	
30235242	2275,500	2.5	2.5	72		50¼		38	58¾	0		2	15	21	
30395222	3800,835	2.5	2.5	120	25	50¼	42	38	58¾	25	50	2	15	21	18
30395322	3800,835	3.0	2.5	120	25	50¼	42	38	58¾	25	50	2	15	21	18
30465222	4550,1000	2.5	2.5	142	25	50¼	42	38	58¾	25	50	2	15	21	28
30465322	4550,1000	3.0	2.5	142	25	50¼	42	38	58¾	25	50	2	15	21	28



This drawing is the exclusive property of Granby Industries Limited Partnership. No part of this drawing may be used or reproduced in any manner without written permission from Granby Industries Limited Partnership.					
LINEAR STD TOLERANCES 0 OR FRAC. (X/X) -> ±0.5" 0.00 -> ±0.125" 0.0 -> ±0.25" 0.000 -> ±0.0625"		REVISION DESCRIPTION DRAWN BY E Bourassa 2008-02-15		Granby Steel Tanks © 2007 GRANBY INDUSTRIES LIMITED PARTNERSHIP	
ANGULAR STD TOLERANCES 0 -> ± 2 DEG. 0.0 -> ± 0.5 DEG. 0.00 -> ± 0.1 DEG.		VERIFIED BY APPROVED BY E Bourassa 2008-02-22		SIZE PART NO REV A SI0070 A.	
Tank welds must respect SI-0039 specifications				TITLE GENERIC DRAWING FOR CYLINDRICAL HRZ. BOUBLE WALLED ULC-S643 UTILITY TANKS ON SUPPORTS	
MATERIAL				UNITS SCALE INCHES .03 : 1	

2

1

D-TANK_TMPLT-B