

2

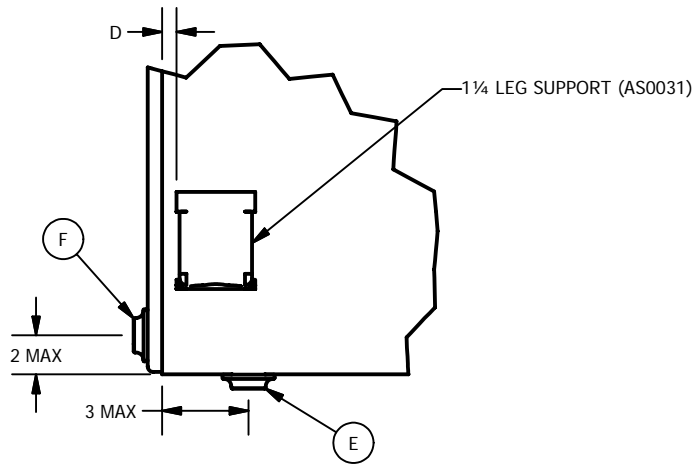
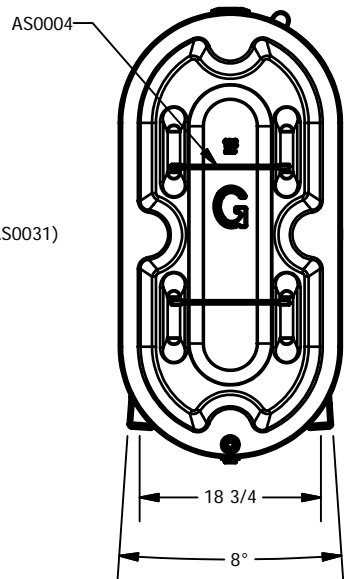
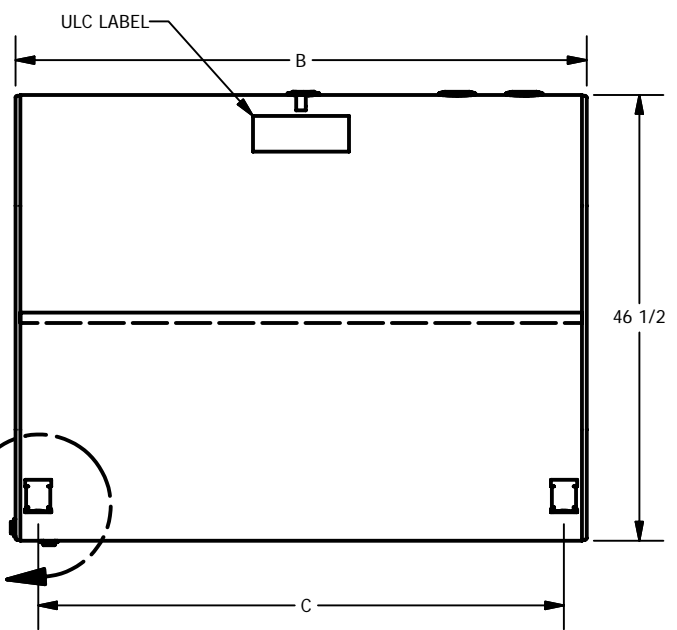
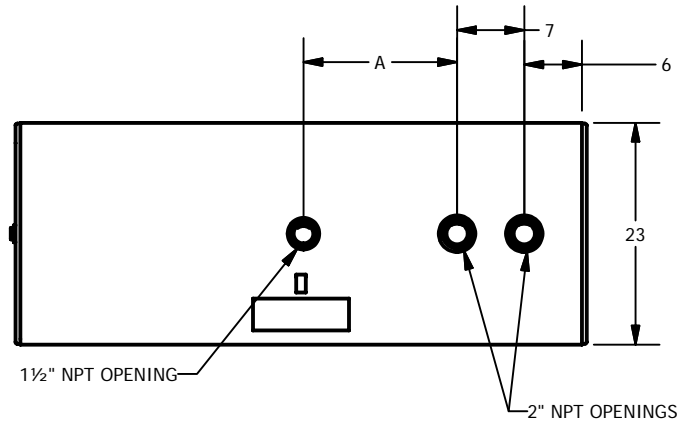
1

Table Describing digits 1 to 5 of Product #

Product #	CAPACITY	NOM STEEL THK.	A (in)	B (in)	C (in)	D (in)
10600_	455L (100 IMP. GAL.)	2.3 mm (12 gauge)	12	30	20	
10800_	680L (150 IMP. GAL.)	2.3 mm (12 gauge)	16	45	34	
10900_	910L (200 IMP. GAL.)	2.3 mm (12 gauge)	16	60		1/2
11000_	1111L (250 IMP. GAL.)	2.3 mm (12 gauge)	16	72		1/2

Table Describing Digits 6 of Product#

Product#	E (in)	F (in)
_____0		1/2" NPT
_____1	1/2" NPT	
_____2		2" NPT
_____3	2" NPT	



THE LETTERS "G" OR "L" CAN BE FOUND ON THE TANK HEADS, DEPENDING ON THE MODEL

This drawing is the exclusive property of Granby Industries Limited Partnership.  
No part of this drawing may be used or reproduced in any manner without written permission from Granby Industries Limited Partnership

<b>LINEAR STD TOLERANCES</b> 0 OR FRAC. (X/X) -> ±0.5"    0.00 -> ±0.125" 0.0 -> ±0.25"                    0.000 -> ±0.0625"		<b>REVISION DESCRIPTION</b>  DRAWN BY <b>E Bourassa</b> 2007-11-23		
<b>ANGULAR STD TOLERANCES</b> 0 -> ± 2 DEG. 0.0 -> ± 0.5 DEG.                0.00 -> ± 0.1 DEG.		VERIFIED BY <b>B Chartier</b> 2008-01-10		
Tank welds must respect SI-0039 specifications		APPROVED BY <b>E Bourassa</b> 2008-01-10		SIZE <b>A</b>
<b>MATERIAL</b>		UNITS <b>INCHES</b>		PART NO <b>SI0073</b>
		SCALE <b>0.05 : 1</b>		REV <b>A.</b>
				TITLE <b>GENERIC DRAWING FOR VERTICAL OBOURD ULC-S602 TANKS</b>
				SHEET 1 OF 1

2

1