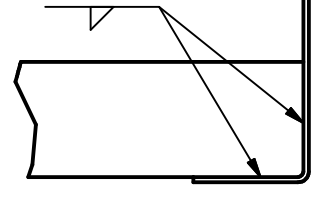
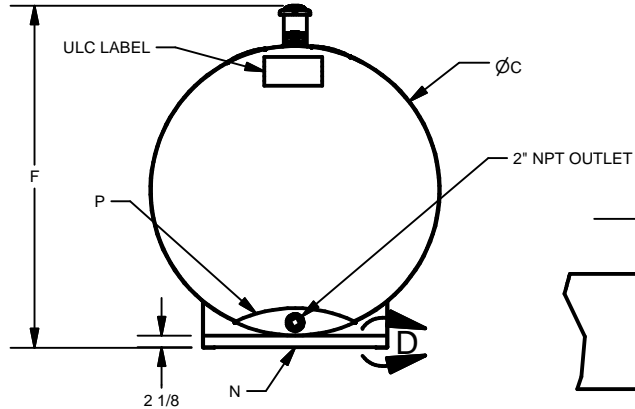
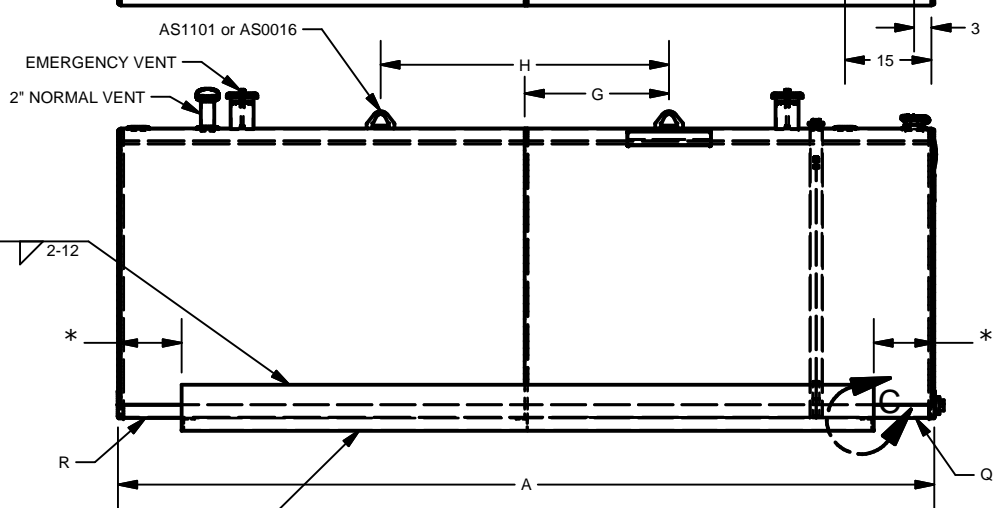
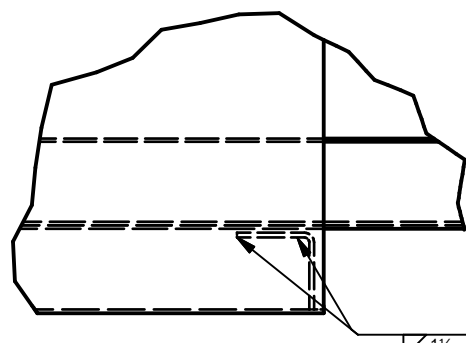
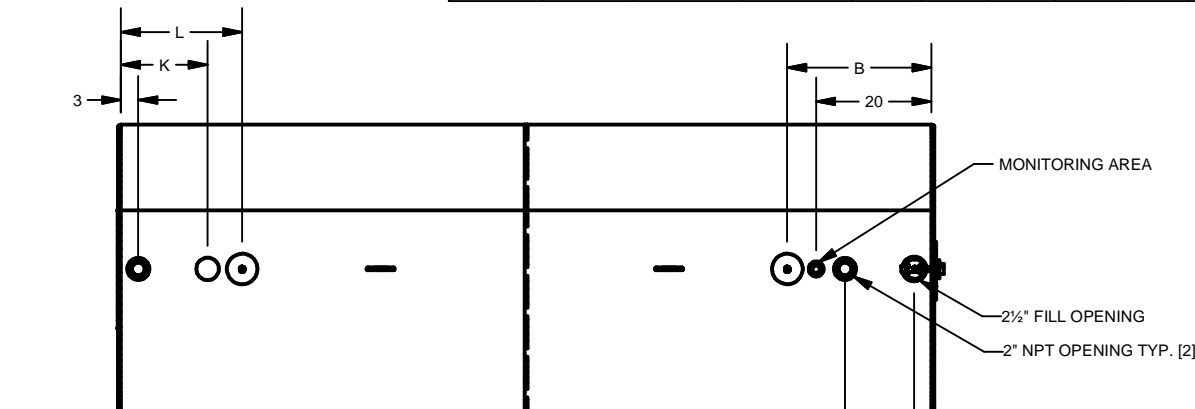


| PRODUCT # | VOLUME (L, GAL) | Tank Weight (Lb, kg) | NOMINAL STEEL THK. | A | B | C | F | G | H | K | L | M | N | P | Q | R |
|-----------|-----------------|----------------------|--------------------|-----|----|-----|----|----|----|----|----|-----------|-----------|---------|------------|------------|
| 3006722 | 570,125 | 235, 107 | 2.5 mm | 49 | | 30% | 39 | 0 | | 12 | 18 | AS07122ET | AS07008ET | DF01077 | FA27055153 | |
| 3011722 | 1135,250 | 330, 150 | 2.5 mm | 60 | | 38% | 47 | 0 | | 15 | 21 | AS07122ET | AS07009ET | DF01097 | FA27055153 | |
| 3014722 | 1360,300 | 385, 175 | 2.5 mm | 72 | | 38% | 47 | 0 | | 15 | 21 | AS07153ET | AS07010ET | DF01097 | FA27055184 | |
| 3020723 | 1915,420 | 455, 206 | 2.5 mm | 60 | | 50% | 59 | 0 | | 15 | 21 | AS07122ET | AS07013ET | DF01127 | FA27055153 | |
| 3023724 | 2275,500 | 515, 234 | 2.5 mm | 72 | | 50% | 59 | 0 | | 15 | 21 | AS07153ET | AS07013ET | DF01127 | FA27055184 | |
| 3039722 | 3800,835 | 770, 349 | 2.5 mm | 120 | 25 | 50% | 59 | 25 | 50 | 15 | 21 | AS07274ET | AS07013ET | DF01127 | FA27055153 | FA27055153 |
| 3039732 | 3800,835 | 965, 437 | 3.0 mm | 120 | 25 | 50% | 59 | 25 | 50 | 15 | 21 | AS07274ET | AS07013ET | DF01127 | FA27055153 | FA27055153 |
| 3046722 | 4550,1000 | 895, 406 | 2.5 mm | 142 | 25 | 50% | 59 | 25 | 50 | 15 | 21 | AS07304ET | AS07013ET | DF01127 | FA27055184 | FA27055184 |
| 3046732 | 4550,1000 | 1030, 467 | 3.0 mm | 142 | 25 | 50% | 59 | 25 | 50 | 15 | 21 | AS07304ET | AS07013ET | DF01127 | FA27055184 | FA27055184 |



* : Equal distance

| | | | |
|---|---|--|---|
| <p>Ce dessin est la propriété exclusive de Industries Granby, SEC. Aucune partie de ce dessin ne peut être utilisée ou reproduite sans sa permission écrite. This drawing is the exclusive property of Granby Industries LP. No part of this drawing may be used or reproduced in any manner without its written permission.</p> | | | |
| TOLÉRANCES LINÉAIRES, LINEAR STD TOLERANCES 0 OR FRAC. (X/X) -> ±0.5" 0.00 -> ±0.125" 0.0 -> ±0.25" 0.000 -> ±0.0625" | Description de la révision / Revision description | | Industries Granby S.E.C., Granby Industries L.P. © 2013 Industries Granby , SEC. Granby Industries LP |
| TOLÉRANCES ANGULAIRES, ANGULAR STD TOLERANCES 0 -> ± 2 DEG. 0.0 -> ± 0.5 DEG. 0.00 -> ± 0.1 DEG. | Dessiné par / Drawn by E Bourassa | 2013-10-04 | Format / Size No de la pièce / Part no. REV A SI0124 1. |
| Les soudures doivent respecter la spécification SI-0039. Tank welds must respect SI-0039 specifications. | Approuvé par / Approved by : | Description / Title GENERIC DRAWING FOR CYLINDRICAL HORIZONTAL DOUBLE BOTTOM ULC-S601 UTILITY TANKS ON SKIDS | |
| Matériau / Material : | Unités / Units INCHES | Échelle / Scale .03 : 1 | Feuille / Sheet 1 / 1 |